

Water Baths

GFL®



- Convincing quality features stand for a practice-proven range of 13 special Water Baths that guarantee reliable temperature examinations, independent of their field of application.

supplyLAB

www.supplylab.pt
geral@supplylab.pt

Cacém Park - Edifício 9
Estrada de Paço de Arcos nº88
2739-512 Aqualva Cacém
T +(351) 21 4278700
F +(351) 21 4278709



Quality built on Tradition

Users in research labs, standard and special labs for medicine, science and industry throughout the world have been profiting from the precision and dependability of our products for more than 40 years, all of which comply with valid European standards and bear the CE mark.

In the future, the success of a product spectrum of laboratory devices that meet the toughest demands on material, functioning and design will continue to be ensured by experience of every-day use in detail, ongoing technical advances and an excellent quality approach.

The phrase „Quality built on Tradition“ encompasses more than just the sum of impressive product innovations. It is also an expression of our corporate policy, which includes a high degree of ready-and-waiting service as our primary customer-friendly service goal.

This applies to all of the GFL laboratory products that are produced exclusively at our plant in Germany - Deep Freezers, Shakers, Shaking Water Baths, Water Stills, Incubators or Water Baths alike.



Secure future

A vested quality demand in accordance with international standards is documented for all GFL laboratory products with the certification to DIN EN ISO 9001:2008, promoting more trust in the permanent high quality level of our products.

In addition to the continuous optimisation of ongoing production processes, the ISO obligation also calls for the commitment to quality awareness of our employees and the continuous development and rapid implementation of preventive measures to ensure quality assurance at a high level.

supplyLAB
www.supplylab.pt

Valued as universal laboratory aids



In daily practice, GFL Water Baths have been valued for decades as a robust and universal aid for reliable temperature examinations in laboratories. They prove themselves daily in various fields of application – no matter whether they are used as

Incubation or Inactivation WaterBaths, as Steam Baths, as Water Baths for fume hoods, Multiple Water Baths or as a Tissue Float Bath. All GFL Water Baths are tested according to the German Equipment Safety Law and have the CE mark.

The accessories shown in this brochure are not included in the standard scope of supply of the units. The right of constructional modifications remains reserved. Special makes are available.

Contents

Product-No.		Page	Accessories / Page
1002 to 1008	Incubation/Inactivation Baths	4/5	6/7
1012 and 1013	Incubation/Inactivation Baths with circulation system	4/5	7
1023	Steam Bath	8	8
1031 and 1032	Water Baths for fume hoods	9	–
1041 and 1042	Multiple Water Baths	10	–
1052	Tissue Float Bath	11	11

1002 - 1008

Successfully used

The range of Incubation and Inactivation Baths comprises seven models with five different sizes of 7 to 40 l capacity.

Water Bath 1005 is especially suitable for warming medical hot packs.

Water Baths 1012 and 1013 are equipped with a circulation system, thus guaranteeing an optimal temperature uniformity.

Specifications and features

- ▶ Short heating-up times.
- ▶ Temperature display and setting digitally via LED display, in 0.1 °C increments. Fast and exact setting, exact reproducibility of the set value.
- ▶ Electronic monitoring of the temperature regulator. In case of failure, the cause of the fault is shown on the display.
- ▶ Soft-touch keys with clear symbols. Two-finger operation prevents unintentional alterations of the set value.
- ▶ Interior (bath interior and heating element, cover frame, lid and perforated floor) made of stainless steel. Standard equipment: lid and perforated floor. Water Bath 1005 is supplied without perforated floor if the rack for hot packs 1923 (accessory) is ordered.



1005 Water Bath, 40 litres



1003 Water Bath, 14 litres

Technical data

Model Order No.	Interior dimensions			Exterior dimensions			Capacity approx. litres	Electrical connection*	Weight approx.		Packing volume approx m ³
	Width mm	Depth mm	Working height mm	Width mm	Depth mm	Height mm			net kg	gross kg	
1002	245	200	145	330	395	255	7	230 Volt / 50...60Hz / 1.0 kW	9	11	0.11
1003	400	245	145	485	440	255	14	230 Volt / 50...60Hz / 1.5 kW	12	15	0.13
1004	600	245	145	685	440	255	21	230 Volt / 50...60Hz / 1.5 kW	17	21	0.26
1005	410	296	315	495	490	445	40	230 Volt / 50...60Hz / 1.5 kW	21	27	0.30
1008	400	245	205	485	440	325	20	230 Volt / 50...60Hz / 1.5 kW	14	17	0.13

♦ perforated floor to upper rim

* Other voltages available on request

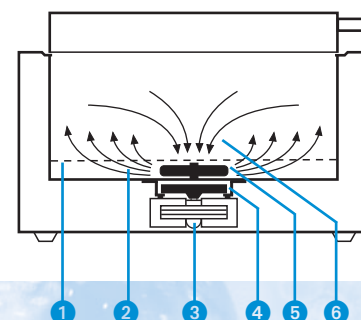
1012 / 1013

- Cover frame and lid have mirror finish. Lift-up, insulating lid with inner camber, no dripping back of condensate into the tubes.
- Corrosion-resistant outer housing, made of electrolytically galvanised sheet steel, powder-coated. Drain cock at the back.

Applications

All Water Baths models 1002 to 1013 are successfully used for incubations and inactivations of cultures, such as e.g. for warming bacteriological media, carrying out chemical reactions or thawing samples.

The circulation system of Water Baths 1012 and 1013 ensures optimum temperature uniformity throughout the whole bath. An electric motor with rotary magnet is flanged to the bath floor. Its torque is transmitted to a PTFE coated stirring magnet in the bath. The stirring magnet forces the water into the centre of the bath and then evenly back again.



- 1 Perforated floor
- 2 Water circulation
- 3 Motor
- 4 Rotary magnet
- 5 Stirring magnet
- 6 Water circulation

Additional technical data of models 1002 - 1013

Temperature regulation:	Microprocessor-controlled
Temperature constancy:	±0.1 °C temporal
Temperature range:	approx. 5 °C above ambient temperature to +99.9 °C
with water level regulator 1919:	approx. 3 °C above tap water temperature to +99.9 °C
Over-temperature cut-out:	electronic, 4 °C above set temperature and electro-mechanical >130 °C



1013 Water Bath with circulation system, 14 litres

Technical data

Model Order No.	Interior dimensions			Exterior dimensions			Capacity approx. litres	Electrical connection*	Weight approx.		Packing volume approx m ³
	Width mm	Depth mm	Working height ♦ mm	Width mm	Depth mm	Height mm			net kg	gross kg	
1012	245	200	145	330	395	325	7	230 Volt / 50...60Hz / 1.0 kW	10	12	0.17
1013	400	245	145	485	440	325	14	230 Volt / 50...60Hz / 1.5 kW	14	17	0.13

♦ perforated floor to upper rim

* Other voltages available on request

Accessories



1002-1008



Test Tube Rack

made of stainless steel,
with 20 openings of 18 mm Ø,
for test tubes of 16/17 mm Ø,
max. height 185 mm

Order No. 1920

Capacities:

Water Bath 1002	4 racks =	80 test tubes
Water Bath 1003 / 1008	8 racks =	160 test tubes
Water Bath 1004	12 racks =	240 test tubes
Water Bath 1005	9 racks =	180 test tubes



Test Tube Rack

made of stainless steel,
with 5 openings of 31 mm Ø,
max. height 185 mm

Order No. 1921

Capacities:

Water Bath 1002	4 racks =	20 test tubes
Water Bath 1003 / 1008	8 racks =	40 test tubes
Water Bath 1004	12 racks =	60 test tubes
Water Bath 1005	9 racks =	45 test tubes



Test Tube Rack

made of stainless steel,
with 20 openings of 13 mm Ø,
for test tubes of 12 mm Ø,
max. height 185 mm

Order No. 1922

Capacities:

Water Bath 1002	4 racks =	80 test tubes
Water Bath 1003 / 1008	8 racks =	160 test tubes
Water Bath 1004	12 racks =	240 test tubes
Water Bath 1005	9 racks =	180 test tubes



Milk Bottle Rack

made of stainless steel,
with 12 openings of 56 mm Ø,
for baby milk bottles

Order No. 1942

Capacities:

Water Bath 1002	1 rack =	12 bottles
Water Bath 1003 / 1008	2 racks =	24 bottles
Water Bath 1004	3 racks =	36 bottles
Water Bath 1005	2 racks =	24 bottles




Adjustable Water Level Regulator

to keep the water level constant
and to cool Water Baths 1002-
1008 (approx. 3 °C above tap
water temperature)

Order No. 1919



1005



Rack for Water Bath 1005

made of stainless steel,
especially suitable for warming
medical hot packs.

Order No. 1923

Capacities:

Water Bath 1005	up to 8 hot packs
-----------------	-------------------

Accessories



1012/1013



Test Tube Rack

made of stainless steel,
with 20 openings of 18 mm Ø,
for test tubes of 16/17 mm Ø,
max. height 185 mm

Order No. 1920

Capacities:

Water Bath 1012 4 racks = 80 test tubes
Water Bath 1013 8 racks = 160 test tubes



Test Tube Rack

made of stainless steel,
with 5 openings of 31 mm Ø,
max. height 185 mm

Order No. 1921

Capacities:

Water Bath 1012 4 racks = 20 test tubes
Water Bath 1013 8 racks = 40 test tubes



Test Tube Rack

made of stainless steel,
with 20 openings of 13 mm Ø,
for test tubes of 12 mm Ø,
max. height 185 mm

Order No. 1922

Capacities:

Water Bath 1012 4 racks = 80 test tubes
Water Bath 1013 8 racks = 160 test tubes



Milk Bottle Rack

made of stainless steel,
with 12 openings of 56 mm Ø,
for baby milk bottles

Order No. 1942

Capacities:

Water Bath 1012 1 rack = 12 bottles
Water Bath 1013 2 racks = 24 bottles



Adjustable

Water Level Regulator

to keep the water level constant
and to cool Water Baths 1012-
1013 (approx. 3 °C above tap
water temperature)

Order No. 1919

1002-1013



Water Bath Protection Agent

ProAquaTop prevents the forma-
tion of algae, bacteria and
mould. Biodegradable and non-
toxic.

Highly efficient: only 1 ml per litre of water. A necessary change of
water is indicated by fading of the blue colouration

Order No. 1910

Packing unit 1 bottle / Contents 200 ml.

Order No. 1911

Packing unit 3 bottles / Contents 3 x 200 ml

Order No. 1912

Packing unit 6 bottles / Contents 6 x 200 ml



Example

Lid with openings

made of stainless steel, with sets
of rings made of heat-resistant
plastic material. Number and
diameter of openings can be
chosen between 52 and 192
mm, in steps of 20 mm.

Increases the variability of the
Water Bath and reduces the loss
of heat when placing large
vessels into the Bath

Price available on request

please state number and
diameter of openings

1023

Indispensable


For gentle steaming work with Erlenmeyer flasks, glasses, etc., GFL Water Baths models Steam Bath 1023 and Water Baths for fume hoods 1031 and 1032 have become indispensable in daily practice.

Accessories



Test Tube Rack
made of stainless steel,
with 100 openings of Ø 18 mm,
for test tubes

Order No. 1933



Support Rod
made of stainless steel,
length 316 mm, Ø 12 mm

Order No. 1985

GFL Water Baths convince through their varied ranges of application. For instance, the Steam Bath's square cover frame (W 265 mm x L 265 mm) is removable. Its 9-part set of rings, made of heat-resistant plastic material can be parted. Its diameter can be varied in approx. 20 mm steps (min. 32.5 / max. 173.5 mm).

1023 Steam Bath, 7 litres



Technical data

Model Order No.	Interior dimensions			Exterior dimensions			Capacity approx. litres	Electrical connection*	Weight approx.		Packing volume approx m ³
	Width mm	Depth mm	Working height mm	Width mm	Depth mm	Height mm			net kg	gross kg	
1023	240	240	120	342	342	180	7	230 Volt / 50...60Hz / 1.0 kW	9	12	0.10
			◆ perforated floor to upper rim			* Other voltages available on request					

Specifications and features

- ▶ Temperature range from approx. 5°C above ambient to boiling point, temperature regulation through tension thermostat. Heating element protected by over-temperature cut-out.
- ▶ 1023: bath, cover frame and perforated floor above the heating element are made of stainless steel.
- ▶ 1023: the adjustable water level regulator is situated at the back of the unit. It is part of the standard scope of supply, as well as the set of rings made of heat-resistant plastic material.
- ▶ 1023: outer housing made of electrolytically galvanised sheet steel, powder-coated.

- ▶ 1031/1032: bath, removable recessed lid with holes and perforated floor above the heating element are made of stainless steel.
- ▶ 1031/1032: the adjustable water level regulator at the right-hand side of the unit is part of the standard scope of supply.
- ▶ 1031/1032: the openings in the lid are covered by sets of rings made of heat-resistant plastic material.
- ▶ 1031/1032: four non-slip plastic feet ensure great stability.

Applications

Water Baths for fume hoods 1031 / 1032 are special baths that are preferably used for protected applications in fume hoods (digestories).



1031 Water Bath
for fume hoods

1032 Water Bath for fume hoods

Technical data

Model Order No.	Openings with sets of rings	Ø of the openings mm	Working height ♦ mm	Exterior dimensions			Electrical connection*	Weight approx.		Packing volume approx. m ³
				Width mm	Depth mm	Height mm		net kg	gross kg	
1031	6	90	100	430	300	155	230 Volt / 50...60Hz / 1.5 kW	6.1	7.4	0.05
1032	8	110	100	670	300	155	230 Volt / 50...60Hz / 1.5 kW	8.2	10.2	0.24

♦ perforated floor to upper rim

* Other voltages available on request

1041/1042

Especially suitable

GFL Multiple Water Baths 1041 / 1042 are especially suitable for gentle steaming work with columns, Erlenmeyer flasks or beakers. Even after years of continuous operation they remain to be the most reliable laboratory aids.

Specifications and features

- ▶ Temperature range from approx. 5 °C above ambient to boiling point, temperature regulation through tension thermostat. Heating element protected by over-temperature cut-out.
- ▶ Bath interior, frame with openings and parted perforated floor above the heating element are made of stainless steel.
- ▶ The openings in the frame have a diameter of 130 mm and are covered by sets of rings made of heatresistant plastic material.
- ▶ A support rod of 600 mm length and a diameter of 12 mm, made of stainless steel, is situated behind each opening. It serves to fix the steaming vessels securely.
- ▶ The adjustable water level regulator is on the left-hand side of the bath. It is included in the standard scope of supply of the units.
- ▶ Outer housing made of electrolytically galvanised sheet steel, powder-coated.

Applications

Chemical, clinical and biological laboratories, both in research and industry, decide on our Multiple Water Baths whenever special quality and quantity requirements are to be fulfilled.

1042 Multiple Water Bath

1041 Multiple Water Bath

Technical data

Model Order No.	Openings with sets of rings	Ø of the openings mm	Working height ♦ mm	Exterior dimensions			Electrical connection*	Weight approx.		Packing volume approx. m ³
				Width mm	Depth mm	Height mm		net kg	gross kg	
1041	4	130	90	682	232	190	230 Volt / 50...60Hz / 1.0 kW	12	15	0.12
1042	6	130	90	982	232	190	230 Volt / 50...60Hz / 1.5 kW	16	20	0.15

♦ perforated floor to upper rim

* Other voltages available on request

Preferential choice

Special bath Tissue Float Bath model 1052 reliably fulfills everyday tasks in laboratories. Its exact temperature regulation ensures evenly stretched cuttings which are clearly visible in the black anodised bath. The cuttings are carefully dried on the warmed rim of the bath, which is also black anodised.

Specifications and features

- ▶ Exact temperature constancy of $\pm 0.5^{\circ}\text{C}$.
- ▶ Temperature range from approx. 5°C above ambient to approx. $+80^{\circ}\text{C}$.
- ▶ The low 100 mm height of the bath allows comfortable and safe working.
- ▶ Bath interior made of aluminium, black anodised. Housing made of aluminium, powder-coated, with knob and scale of the temperature regulator, mains switch and two pilot lamps (green/yellow, for mains and heating).
- ▶ The control thermometer with stainless steel holder is fixed on the rim of the bath.

Accessory



Dust guard lid
made of aluminium,
black anodised

Order No. 1950

Applications

Histological, chemical, clinical and bacteriological laboratories use this special bath to stretch and dry cut tissues.



Technical data

Model Order No.	Temperatur range to	Interior dimensions Ø / H mm	Exterior dimensions Ø / H mm	Electrical connection*	Weight approx. net kg	gross kg	Packing volume approx m ³
1052	ca. $+80^{\circ}\text{C}$	200 / 60	280 / 100	230 Volt / 50...60Hz / 0.3 kW	2	5	0.03

* Other voltages available on request

supplyLAB

www.supplylab.pt
geral@supplylab.pt

Cacém Park - Edifício 9
Estrada de Paço de Arcos nº88
2739-512 Aqualva Cacém
T +(351) 21 4278700
F +(351) 21 4278709



GFL Gesellschaft für Labortechnik mbH

P.O. Box 11 52 · 30927 Burgwedel / Germany
Schulze-Delitzsch-Strasse 4 · 30938 Burgwedel / Germany
Phone ++ 49 (0) 5139 99 58 -0 · Fax ++ 49 (0) 5139 99 58 21
E-Mail: info@GFL.de · Internet: www.GFL.de